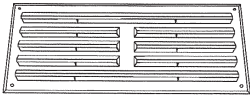
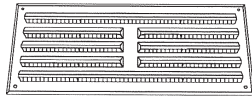


Internal grilles and airbrick cowls

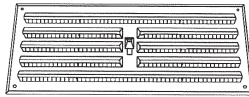
Attractive products for sustaining airflow and reducing draughts



Plastic louvre grille



Plastic louvre grille with flyscreen



Plastic hit and miss grille

Use

- To cover the inner opening on the cavity sleeve and provide an aesthetically acceptable appearance, while still maintaining a free flow of air
- To provide an external cowl over the airbrick to help reduce draughts caused by wind blasts

Features and benefits

- Aesthetically pleasing
- Simple screw fixing
- Excellent airflow properties
- Durable and totally resistant to decay

Quality

- Satisfies all NHBC requirements
- Manufactured to BS EN ISO 9001 : 2000
- Complies with all relevant Building Regulations
- Meets all relevant British Standards

Material and colour choice

Plastic grilles

- Manufactured by injection moulding in ABS/HIPS
- Grilles are available in white, brown and terracotta

Metal grilles

- Manufactured in high quality pressed aluminium
- Grilles are available in three types of finish, plain aluminium, brass anodised and polished brass

External cowls

- Manufactured by injection moulding in polypropylene
- Cowls are available in white, brown and terracotta

Products in the system

Timloc offer a complete range of high quality plastic grilles which cover the internal opening of the cavity sleeve and provide a neat appearance

Louvre grilles

A permanently open vent with no flyscreen or closing method but with visible airflow marking to comply with the requirements of BS5440 Part 2 2000 : BS EN 13141-1 : 2004.

Equivalent area	Equivalent area (flyscreen)	Product code
4100mm ²	2350mm ²	1218 (6 x 3 louvred)
7600mm ²	3750mm ²	1207 (9 x 3 louvred)
11300mm ²	8190mm ²	1211 (9 x 6 louvred)
16500mm ²	7150mm ²	1212 (9 x 9 louvred)

Louvre grilles with flyscreen

A permanently open vent with a fixed flyscreen but no airflow indication.

Adjustable (hit and miss) grilles

Can be open or closed with an integral flyscreen but no airflow indication.

Installation advice

- Internal grilles should be positioned over the internal opening of the cavity sleeve and fixed to the wall using screws and wall plugs
- External cowls are positioned over the face of the airbrick and fixed to the wall using screws and wall plugs. The opening of the cowl should face down towards the ground
- Never block or restrict the flow of air through these ventilators. The louvre grilles have no insect screen fitted - in order to comply with British Gas requirements
- Use open louvre grilles when ventilating a gas or heat producing appliance - never use hit & miss grilles in such situations

How to order

- State the grille or cowl size, and whether louvre, flyscreen or hit & miss grilles are required
- State colour choice

Cowl range

Bill of quantity

F30 Accessories/sundry items for brick/block/stone walling

Clause

171 VENTILATION DUCTS:

To BS493, Class 1, built in as the work proceeds.

- Manufacturer: **Timloc Building Products, Rawcliffe Road, Goole, East Yorkshire, DN14 6UQ. Tel: 01405 765567, Fax: 01405 720479. Web: www.timloc.co.uk**
- Reference: **TBM447 & TBM424 Cowl Range**
- Use: To provide an external cowl over the airbrick to help reduce draughts caused by wind blasts.

Plastic & metal wall grilles 1200 range

Bill of quantity

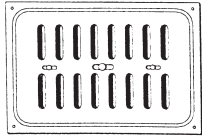
U90 General Ventilation - domestic

INTERNAL WALL VENTILATION:

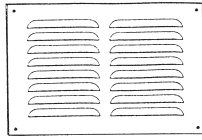
- Manufacturer: **Timloc Building Products, Rawcliffe Road, Goole, East Yorkshire, DN14 6UQ. Tel: 01405 765567, Fax: 01405 720479. Web: www.timloc.co.uk**
- Reference: Plastic & Metal wall grilles 1200 range
- Use: To cover the inner opening on the cavity sleeve and provide an aesthetically acceptable appearance, while still maintaining a free flow of air. Available in a range of airflow sizes with both colour and finish options.

Internal grilles and airbrick cowls

Attractive products for sustaining airflow and reducing draughts



Metal hit and miss vent



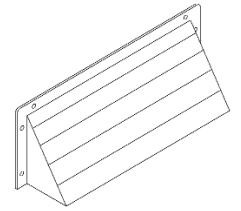
Metal louvre vent



Metal return air grille



9x3 external cowl



9x6 external cowl

Product codes

Internal plastic grilles

Description	Colour	Dimensions	Equivalent area	Product code
6 x 3 louvre 'mini-vent'	White/brown/terracotta	166mm x 85mm	4100mm ²	1218 W/B/T
9 x 3 louvre vent	White/brown/terracotta	260mm x 104mm	7600mm ²	1207 W/B/T
9 x 6 louvre vent	White/brown/terracotta	260mm x 170mm	11300mm ²	1211 W/B/T
9 x 9 louvre vent	White/brown/terracotta	260mm x 235mm	16500mm ²	1212 W/B/T
6 x 3 louvre vent with flyscreen	White/brown/terracotta	166mm x 85mm	2350mm ²	1218F W/B/T
9 x 3 louvre vent with flyscreen	White/brown/terracotta	260mm x 104mm	3750mm ²	1207F W/B/T
9 x 6 louvre vent with flyscreen	White/brown/terracotta	260mm x 170mm	8190mm ²	1211F W/B/T
9 x 9 louvre vent with flyscreen	White/brown/terracotta	260mm x 235mm	7150mm ²	1212F W/B/T
6 x 3 hit & miss 'mini-vent'	White/brown/terracotta	166mm x 85mm	2350mm ²	1219 W/B/T
9 x 3 hit & miss louvre vent	White/brown/terracotta	260mm x 104mm	3750mm ²	1208 W/B/T
9 x 6 hit & miss louvre vent	White/brown/terracotta	260mm x 170mm	8190mm ²	1209 W/B/T
9 x 9 hit & miss louvre vent	White/brown/terracotta	260mm x 235mm	7150mm ²	1210 W/B/T

Internal metal grilles

Description	Colour	Dimensions	Equivalent area	Product code
9 x 3 hit & miss vent	Plain aluminium	242mm x 89mm	3741mm ²	1220A
9 x 3 hit & miss vent	Brass anodised	242mm x 89mm	3741mm ²	1220BA
9 x 3 hit & miss vent	Polished brass	242mm x 89mm	3741mm ²	1220PB
9 x 6 hit & miss vent	Plain aluminium	242mm x 165mm	6452mm ²	1221A
9 x 6 hit & miss vent	Brass anodised	242mm x 165mm	6452mm ²	1221BA
9 x 6 hit & miss vent	Polished brass	242mm x 165mm	6452mm ²	1221PB
9 x 9 hit & miss vent	Plain aluminium	242mm x 242mm	11250mm ²	1222A
9 x 9 hit & miss vent	Brass anodised	242mm x 242mm	11250mm ²	1222BA
9 x 9 hit & miss vent	Polished brass	242mm x 242mm	11250mm ²	1222PB
9 x 3 louvre	Plain aluminium	242mm x 89mm	3973mm ²	1223A
9 x 3 louvre	Brass anodised	242mm x 89mm	3973mm ²	1223BA
9 x 3 louvre	Polished brass	242mm x 89mm	3973mm ²	1223PB
9 x 6 louvre	Plain aluminium	242mm x 165mm	7946mm ²	1224A
9 x 6 louvre	Brass anodised	242mm x 165mm	7946mm ²	1224BA
9 x 6 louvre	Polished brass	242mm x 165mm	7946mm ²	1224PB
9 x 9 louvre	Plain aluminium	242mm x 242mm	12770mm ²	1225A
9 x 9 louvre	Brass anodised	242mm x 242mm	12770mm ²	1225BA
9 x 9 louvre	Polished brass	242mm x 242mm	12770mm ²	1225PB
25.2 x 2 return air grille	Plain aluminium	648mm x 60mm	9774mm ²	1226A
25.2 x 2 return air grille	Brass anodised	648mm x 60mm	9774mm ²	1226BA
25.2 x 2 return air grille	Polished brass	648mm x 60mm	9774mm ²	1226APB

External cowls

Description	Colour	Dimensions	Equivalent area	Product code
9 x 6 external cowl	Terracotta	255mm x 154mm	16000mm ²	ABC96/3
9 x 6 external cowl	Buff	255mm x 154mm	16000mm ²	ABC96/1
9 x 3 external cowl	Terracotta	255mm x 96mm	8700mm ²	ABC93/3
9 x 3 external cowl	Buff	255mm x 96mm	8700mm ²	ABC93/1
9 x 9 external cowl	Terracotta	274mm x 235mm	23900mm ²	ABC99/3
9 x 9 external cowl	Buff	274mm x 235mm	23900mm ²	ABC99/1
8 x 8 external cowl	Terracotta	217mm x 210mm	16000mm ²	ABC88/3
8 x 8 external cowl	Buff	217mm x 210mm	16000mm ²	ABC88/1

NB. Guidance in BS EN 13141-1 : 2004 indicates the "free area" of a background ventilator is typically 25% larger than its "equivalent area"